



# FLORES®

High Quality Tools

## ACCESORII ELECTRICE ASCHietoARE

### ADAPTOARE BURGHIE DALTI FREZE SPITURI



Com. Afumati, Sos. Bucuresti - Urziceni  
Tel/Fax: 021 / 241.53.25 Tel: 0731 352 448  
Tel/Mob: 0731 352 439 Tel: 0731 352 450

[www.floresgrup.ro](http://www.floresgrup.ro)  
E-mail: [office@floresgrup.ro](mailto:office@floresgrup.ro)





## BURGHIU SDS



**110MM**

**PROFESIONAL**

Burghiu SDS profesional de 110MM

Cod	Caracteristici	Buc./Bax
FAE-31 204	(6MMx110MM)	300
FAE-31 205	(6.5MMx110MM)	300
FAE-31 206	(8MMx110MM)	250
FAE-31 207	(10MMx110MM)	250

## BURGHIU SDS



**160MM**

**PROFESIONAL**

Burghiu SDS profesional de 160MM

Cod	Caracteristici	Buc./Bax
FAE-31 208	(6MMx160MM)	300
FAE-31 209	(6.5MMx160MM)	300
FAE-31 210	(8MMx160MM)	300
FAE-31 211	(10MMx160MM)	300
FAE-31 212	(12MMx160MM)	150
FAE-31 213	(14MMx160MM)	150
FAE-31 214	(16MMx160MM)	150
FAE-31 215	(18MMx160MM)	150
FAE-31 216	(20MMx160MM)	150

## BURGHIU SDS



**210MM**

**PROFESIONAL**

Burghiu SDS profesional de 210MM

Cod	Caracteristici	Buc./Bax
FAE-31 217	(6MMx210MM)	250
FAE-31 218	(6.5MMx210MM)	250
FAE-31 219	(8MMx210MM)	250
FAE-31 220	(10MMx210MM)	250
FAE-31 221	(12MMx210MM)	250
FAE-31 222	(14MMx210MM)	100
FAE-31 223	(16MMx210MM)	100
FAE-31 224	(18MMx210MM)	100
FAE-31 225	(20MMx210MM)	50
FAE-31 226	(22MMx210MM)	50
FAE-31 227	(25MMx210MM)	50

## BURGHIU SDS



**260MM**

**PROFESIONAL**

Burghiu SOS profesional de 260MM

Cod	Caracteristici	Buc./Bax
FAE-31 228	(6MMx260MM)	300
FAE-31 229	(6.5MMx260MM)	300
FAE-31 230	(8MMx260MM)	300
FAE-31 231	(10MMx260MM)	300
FAE-31 232	(12MMx260MM)	300
FAE-31 233	(14MMx260MM)	300
FAE-31 234	(16MMx260MM)	100
FAE-31 235	(18MMx260MM)	100
FAE-31 236	(20MMx260MM)	100
FAE-31 237	(22MMx260MM)	100
FAE-31 238	(25MMx260MM)	50
FAE-31 239	(26MMx260MM)	50
FAE-31 240	(28MMx260MM)	50
FAE-31 241	(30MMx260MM)	50
FAE-31 242	(32MMx260MM)	50

## BURGHIU SDS



**350MM**

**PROFESIONAL**

Burghiu SDS profesional de 350MM

Cod	Caracteristici	Buc./Bax
FAE-31 243	(8MMx350MM)	100
FAE-31 244	(10MMx350MM)	100
FAE-31 245	(12MMx350MM)	100
FAE-31 246	(14MMx350MM)	100
FAE-31 247	(16MMx350MM)	100
FAE-31 248	(18MMx350MM)	100
FAE-31 249	(20MMx350MM)	50
FAE-31 250	(22MMx350MM)	50
FAE-31 251	(24MMx350MM)	50
FAE-31 252	(25MMx350MM)	50
FAE-31 253	(26MMx350MM)	50
FAE-31 254	(28MMx350MM)	50
FAE-31 255	(30MMx350MM)	50
FAE-31 256	(32MMx350MM)	50

## BURGHIU SDS



**450MM**

**PROFESIONAL**

Burghiu SDS profesional de 450MM

Cod	Caracteristici	Buc./Bax
FAE-31 257	(8MMx450MM)	150
FAE-31 258	(10MMx450MM)	150
FAE-31 259	(12MMx450MM)	150
FAE-31 260	(14MMx450MM)	150
FAE-31 261	(16MMx450MM)	150
FAE-31 262	(18MMx450MM)	150
FAE-31 263	(20MMx450MM)	50
FAE-31 264	(22MMx450MM)	50
FAE-31 265	(24MMx450MM)	50
FAE-31 266	(25MMx450MM)	50
FAE-31 267	(26MMx450MM)	25
FAE-31 268	(28MMx450MM)	25
FAE-31 269	(30MMx450MM)	25
FAE-31 270	(32MMx450MM)	25

## BURGHIU SDS



**110MM**

**PROFESIONAL CRUCE**

Burghiu SDS profesional cruce de 110MM

Cod	Caracteristici	Buc./Bax
FAE-31 362	(6MMx110MM)	300
FAE-31 366	(6.5MMx110MM)	300
FAE-31 370	(8MMx110MM)	250
FAE-31 376	(10MMx110MM)	250

## BURGHIU SDS



**160MM**

**PROFESIONAL CRUCE**

Burghiu SDS profesional cruce de 160MM

Cod	Caracteristici	Buc./Bax
FAE-31 363	(6MMx160MM)	300
FAE-31 367	(6.5MMx160MM)	300
FAE-31 371	(8MMx160MM)	300
FAE-31 377	(10MMx160MM)	300
FAE-31 382	(12MMx160MM)	150
FAE-30 387	(14MMx160MM)	150
FAE-31 392	(16MMx160MM)	150
FAE-31 397	(18MMx160MM)	150
FAE-31 402	(20MMx160MM)	150

## BURGHIU SDS



**210MM**

**PROFESIONAL CRUCE**

Burghiu SDS profesional cruce de 210MM

Cod	Caracteristici	Buc./Bax
FAE-31 364	(6MMx210MM)	250
FAE-31 368	(6.5MMx210MM)	250
FAE-31 372	(8MMx210MM)	250
FAE-31 378	(10MMx210MM)	250
FAE-31 383	(12MMx210MM)	250
FAE-31 388	(14MMx210MM)	100
FAE-31 393	(16MMx210MM)	100
FAE-31 398	(18MMx210MM)	100
FAE-31 403	(20MMx210MM)	50
FAE-31 407	(22MMx210MM)	50
FAE-31 414	(25MMx210MM)	50

SUDURA

ASCHIETOARE

MENGINHE

RANGLI, DALTI BETON



SUDURA

ASCHETOARE

MENGININE

RANGLI, DALTI BETON



**BURGHIU  
SDS**

**260MM**

**PROFESIONAL CRUCE**

Burghiu SDS profesional cruce de 260MM

Cod	Caracteristici	Buc./Bax
FAE-31 365	(6MMx260MM)	300
FAE-31 369	(6.5MMx260MM)	300
FAE-31 373	(8MMx260MM)	300
FAE-31 379	(10MMx260MM)	300
FAE-31 384	(12MMx260MM)	300
FAE-31 389	(14MMx260MM)	300
FAE-31 394	(16MMx260MM)	100
FAE-31 399	(18MMx260MM)	100
FAE-31 404	(20MMx260MM)	100
FAE-31 408	(22MMx260MM)	100
FAE-31 415	(25MMx260MM)	50
FAE-31 423	(28MMx260MM)	50
FAE-31 426	(30MMx260MM)	50
FAE-31 430	(32MMx260MM)	50



**BURGHIU  
SDS**

**350MM**

**PROFESIONAL CRUCE**

Burghiu SDS profesional cruce de 350MM

Cod	Caracteristici	Buc./Bax
FAE-31 374	(8MMx350MM)	100
FAE-31 380	(10MMx350MM)	100
FAE-31 385	(12MMx350MM)	100
FAE-31 390	(14MMx350MM)	100
FAE-31 395	(16MMx350MM)	100
FAE-31 400	(18MMx350MM)	100
FAE-31 405	(20MMx350MM)	50
FAE-31 409	(22MMx350MM)	50
FAE-31 411	(24MMx350MM)	50
FAE-31 416	(25MMx350MM)	50
FAE-31 420	(26MMx350MM)	50
FAE-31 424	(28MMx350MM)	50
FAE-31 427	(30MMx350MM)	50
FAE-31 431	(32MMx350MM)	50



**BURGHIU  
SDS**

**450MM**

**PROFESIONAL CRUCE**

Burghiu SDS profesional cruce de 450MM

Cod	Caracteristici	Buc./Bax
FAE-31 375	(8MMx450MM)	150
FAE-31 381	(10MMx450MM)	150
FAE-31 386	(12MMx450MM)	150
FAE-31 391	(14MMx450MM)	150
FAE-31 396	(16MMx450MM)	150
FAE-31 401	(18MMx450MM)	150
FAE-31 406	(20MMx450MM)	50
FAE-31 410	(22MMx450MM)	50
FAE-31 412	(24MMx450MM)	50
FAE-31 417	(25MMx450MM)	50
FAE-31 421	(26MMx450MM)	25
FAE-31 425	(28MMx450MM)	25
FAE-31 428	(30MMx450MM)	25
FAE-31 432	(32MMx450MM)	25



**BURGHIU  
SDS**

**600MM**

**PROFESIONAL CRUCE**

Burghiu SDS profesional cruce de 600MM

Cod	Caracteristici	Buc./Bax
FAE-31 413	(24MMx600MM)	30
FAE-31 418	(25MMx600MM)	30
FAE-31 422	(26MMx600MM)	25
FAE-31 429	(30MMx600MM)	25
FAE-31 433	(32MMx600MM)	25

**BURGHIU  
SDS**

**110MM**

Burghiu SDS de 110MM

Cod	Caracteristici	Buc./Bax
FAE-30 508	(5MMx110MM)	500
FAE-30 509	(6MMx110MM)	500
FAE-31 200	(6.5MMx110MM)	500
FAE-30 510	(8MMx110MM)	500

**BURGHIU  
SDS**

**160MM**

Burghiu SDS de 160MM

Cod	Caracteristici	Buc./Bax
FAE-30 511	(5MMx160MM)	500
FAE-30 512	(6MMx160MM)	500
FAE-31 201	(6.5MMx160MM)	500
FAE-30 513	(8MMx160MM)	500
FAE-30 514	(10MMx160MM)	250
FAE-30 972	(11MMx160MM)	250
FAE-30 515	(12MMx160MM)	250
FAE-30 516	(14MMx160MM)	250

**BURGHIU  
SDS**

**210MM**

Burghiu SDS de 210MM

Cod	Caracteristici	Buc./Bax
FAE-30 517	(5MMx210MM)	500
FAE-30 518	(6MMx210MM)	500
FAE-31 202	(6.5MMx210MM)	500
FAE-30 519	(8MMx210MM)	500
FAE-30 520	(10MMx210MM)	500
FAE-30 521	(12MMx210MM)	500
FAE-30 522	(14MMx210MM)	200
FAE-30 523	(16MMx210MM)	200
FAE-30 912	(18MMx210MM)	200
FAE-30 979	(20MMx210MM)	50
FAE-30 980	(22MMx210MM)	50

**BURGHIU  
SDS**

**260MM**

Burghiu SDS de 260MM

Cod	Caracteristici	Buc./Bax
FAE-30 524	(5MMx260MM)	500
FAE-30 525	(6MMx260MM)	500
FAE-31 203	(6.5MMx260MM)	500
FAE-30 526	(8MMx260MM)	500
FAE-30 527	(10MMx260MM)	500
FAE-30 528	(12MMx260MM)	150
FAE-30 529	(13MMx260MM)	150
FAE-30 530	(14MMx260MM)	150
FAE-30 531	(16MMx260MM)	150
FAE-30 532	(18MMx260MM)	150
FAE-30 533	(20MMx260MM)	150
FAE-30 534	(22MMx260MM)	150
FAE-30 535	(24MMx260MM)	100
FAE-30 536	(26MMx260MM)	100
FAE-30 537	(28MMx260MM)	100
FAE-30 538	(30MMx260MM)	100
FAE-30 539	(32MMx260MM)	100

**BURGHIU  
SDS**

**350MM**

Burghiu SDS de 350MM

Cod	Caracteristici	Buc./Bax
FAE-30 540	(8MMx350MM)	150
FAE-30 541	(10MMx350MM)	150
FAE-30 542	(12MMx350MM)	150
FAE-30 543	(13MMx350MM)	150
FAE-30 544	(14MMx350MM)	150
FAE-30 545	(16MMx350MM)	100
FAE-30 546	(18MMx350MM)	100
FAE-30 547	(20MMx350MM)	100
FAE-30 548	(22MMx350MM)	100
FAE-30 549	(24MMx350MM)	100
FAE-30 550	(26MMx350MM)	100
FAE-30 551	(28MMx350MM)	80
FAE-30 552	(30MMx350MM)	80
FAE-30 553	(32MMx350MM)	80



**BURGHIU SDS**




**450MM**

Burghiu SDS de 450MM

Cod	Caracteristici	Buc./Bax
FAE-30 554	(8MMx450MM)	150
FAE-30 555	(10MMx450MM)	150
FAE-30 556	(12MMx450MM)	150
FAE-30 557	(13MMx450MM)	150
FAE-30 558	(14MMx450MM)	150
FAE-30 559	(16MMx450MM)	150
FAE-30 560	(18MMx450MM)	150
FAE-30 561	(20MMx450MM)	100
FAE-30 562	(22MMx450MM)	100
FAE-30 563	(24MMx450MM)	100
FAE-30 564	(26MMx450MM)	100
FAE-30 565	(28MMx450MM)	80
FAE-30 566	(30MMx450MM)	80
FAE-30 567	(32MMx450MM)	80

**BURGHIU SDS**



**CRUCE 210MM**

Burghiu SDS cruce de 210MM

Cod	Caracteristici	Buc./Bax
FAE-30 578	(5MMx210MM)	500
FAE-30 579	(6MMx210MM)	500
FAE-30 580	(8MMx210MM)	500
FAE-30 581	(10MMx210MM)	250
FAE-30 582	(12MMx210MM)	250
FAE-30 583	(14MMx210MM)	200
FAE-30 584	(16MMx210MM)	200

**BURGHIU SDS**



**CRUCE 450MM**

Burghiu SDS cruce de 450MM

Cod	Caracteristici	Buc./Bax
FAE-30 615	(8MMx450MM)	50
FAE-30 616	(10MMx450MM)	50
FAE-30 617	(12MMx450MM)	50
FAE-30 618	(13MMx450MM)	50
FAE-30 619	(14MMx450MM)	50
FAE-30 620	(16MMx450MM)	50
FAE-30 621	(18MMx450MM)	50
FAE-30 622	(20MMx450MM)	30
FAE-30 623	(22MMx450MM)	30
FAE-30 624	(24MMx450MM)	30
FAE-30 625	(26MMx450MM)	30
FAE-30 626	(28MMx450MM)	30
FAE-30 627	(30MMx450MM)	30
FAE-30 628	(32MMx450MM)	30

**BURGHIU SDS**



**CRUCE 110MM**

Burghiu SDS cruce de 110MM

Cod	Caracteristici	Buc./Bax
FAE-30 568	(5MMx110MM)	300
FAE-30 569	(6MMx110MM)	300
FAE-30 570	(8MMx110MM)	300

**BURGHIU SDS**



**CRUCE 260MM**

Burghiu SDS cruce de 260MM

Cod	Caracteristici	Buc./Bax
FAE-30 585	(5MMx260MM)	500
FAE-30 586	(6MMx260MM)	500
FAE-30 587	(8MMx260MM)	500
FAE-30 588	(10MMx260MM)	200
FAE-30 589	(12MMx260MM)	200
FAE-30 590	(13MMx260MM)	200
FAE-30 591	(14MMx260MM)	200
FAE-30 592	(16MMx260MM)	200
FAE-30 593	(18MMx260MM)	200
FAE-30 594	(20MMx260MM)	200
FAE-30 595	(22MMx260MM)	100
FAE-30 596	(24MMx260MM)	100
FAE-30 597	(26MMx260MM)	100
FAE-30 598	(28MMx260MM)	100
FAE-30 599	(30MMx260MM)	100
FAE-30 600	(32MMx260MM)	100

**BURGHIU SDS**



**CRUCE 600MM**

Burghiu SDS cruce de 600MM

Cod	Caracteristici	Buc./Bax
FAE-30 661	(14MMx600MM)	50
FAE-30 662	(16MMx600MM)	50
FAE-30 663	(18MMx600MM)	50
FAE-30 664	(20MMx600MM)	25
FAE-30 665	(22MMx600MM)	25

**BURGHIU SDS**



**CRUCE 800MM**

Burghiu SDS cruce de 800MM

Cod	Caracteristici	Buc./Bax
FAE-30 680	(14MMx800MM)	50
FAE-30 681	(16MMx800MM)	50
FAE-30 682	(18MMx800MM)	50
FAE-30 683	(20MMx800MM)	25
FAE-30 684	(22MMx800MM)	25

**BURGHIU SDS**



**CRUCE 160MM**

Burghiu SDS cruce de 160MM

Cod	Caracteristici	Buc./Bax
FAE-30 571	(5MMx160MM)	500
FAE-30 572	(6MMx160MM)	500
FAE-30 573	(8MMx160MM)	500
FAE-30 574	(10MMx160MM)	500
FAE-30 575	(12MMx160MM)	200
FAE-30 576	(14MMx160MM)	200
FAE-30 577	(16MMx160MM)	200

**BURGHIU SDS**



**CRUCE 350MM**

Burghiu SDS cruce de 350MM

Cod	Caracteristici	Buc./Bax
FAE-30 601	(8MMx350MM)	50
FAE-30 602	(10MMx350MM)	50
FAE-30 603	(12MMx350MM)	50
FAE-30 604	(13MMx350MM)	50
FAE-30 605	(14MMx350MM)	50
FAE-30 606	(16MMx350MM)	50
FAE-30 607	(18MMx350MM)	50
FAE-30 608	(20MMx350MM)	30
FAE-30 609	(22MMx350MM)	30
FAE-30 610	(24MMx350MM)	30
FAE-30 611	(26MMx350MM)	30
FAE-30 612	(28MMx350MM)	30
FAE-30 613	(30MMx350MM)	30
FAE-30 614	(32MMx350MM)	30

**BURGHIU SDS**



**MAX 520MM**

Burghiu SDS MAX de 520MM

Cod	Caracteristici	Buc./Bax
FAE-30 632	(22MMx520MM)	25
FAE-30 633	(24MMx520MM)	25

**BURGHIU SDS**



**MAX 540MM**

Burghiu SDS MAX de 540MM

Cod	Caracteristici	Buc./Bax
FAE-30 629	(16MMx540MM)	20
FAE-30 630	(18MMx540MM)	20
FAE-30 631	(20MMx540MM)	20

SUDURA



ASCHIETOARE



MENGINHE



RANGLI, DALTI BETON



SUDURA

ASCHIETOARE

MENGININE

RANGLI, DALTI BETON

**BURGHIU SDS**



**MAX 570MM**

Burghiu SDS MAX de 570MM

Cod	Caracteristici	Buc./Bax
FAE-30 634	(26MMx570MM)	20
FAE-30 635	(28MMx570MM)	20
FAE-30 636	(30MMx570MM)	20
FAE-30 637	(32MMx570MM)	10
FAE-30 638	(34MMx570MM)	10
FAE-30 639	(38MMx570MM)	6
FAE-30 640	(40MMx570MM)	6

**BURGHIU SDS**



**MAX 600MM**

Burghiu SDS MAX de 600MM

Cod	Caracteristici	Buc./Bax
FAE-30 647	(14MMx600MM)	30
FAE-30 648	(16MMx600MM)	30
FAE-30 649	(18MMx600MM)	30
FAE-30 650	(20MMx600MM)	20
FAE-30 651	(22MMx600MM)	20
FAE-30 652	(24MMx600MM)	20
FAE-30 653	(26MMx600MM)	20
FAE-30 654	(28MMx600MM)	10
FAE-30 655	(30MMx600MM)	10
FAE-30 656	(32MMx600MM)	10
FAE-30 657	(34MMx600MM)	10
FAE-30 658	(36MMx600MM)	6
FAE-30 659	(38MMx600MM)	6
FAE-30 660	(40MMx600MM)	6

**BURGHIU SDS**



**MAX 800MM**

Burghiu SDS MAX de 800MM

Cod	Caracteristici	Buc./Bax
FAE-30 666	(14MMx800MM)	30
FAE-30 667	(16MMx800MM)	30
FAE-30 668	(18MMx800MM)	30
FAE-30 669	(20MMx800MM)	20
FAE-30 670	(22MMx800MM)	20
FAE-30 671	(24MMx800MM)	20
FAE-30 672	(26MMx800MM)	20
FAE-30 673	(28MMx800MM)	10
FAE-30 674	(30MMx800MM)	10
FAE-30 675	(32MMx800MM)	10
FAE-30 676	(34MMx800MM)	10
FAE-30 677	(36MMx800MM)	6
FAE-30 678	(38MMx800MM)	6
FAE-30 679	(40MMx800MM)	6

**BURGHIU PENTRU**



**LEMN 230MM**

Burghiu pentru lemn de 230MM

Cod	Caracteristici	Buc./Bax
FAE-30 779	(6MMx230MM)	150
FAE-30 780	(8MMx230MM)	150
FAE-30 781	(10MMx230MM)	100
FAE-30 782	(12MMx230MM)	100
FAE-30 783	(14MMx230MM)	100
FAE-30 784	(16MMx230MM)	100
FAE-30 785	(18MMx230MM)	100
FAE-30 786	(20MMx230MM)	50
FAE-30 787	(22MMx230MM)	50
FAE-30 788	(24MMx230MM)	50
FAE-30 789	(26MMx230MM)	50
FAE-30 790	(28MMx230MM)	50
FAE-30 791	(30MMx230MM)	50

**BURGHIU PENTRU**



**LEMN 230MM**

Burghiu pentru lemn cu prindere SDS de 230MM

Cod	Caracteristici	Buc./Bax
FAE-30 908	(6MMx230MM)	150
FAE-30 910	(8MMx230MM)	150
FAE-30 886	(10MMx230MM)	100
FAE-30 888	(12MMx230MM)	100
FAE-30 890	(14MMx230MM)	100
FAE-30 892	(16MMx230MM)	100
FAE-30 894	(18MMx230MM)	100
FAE-30 896	(20MMx230MM)	50
FAE-30 898	(22MMx230MM)	50
FAE-30 900	(24MMx230MM)	50
FAE-30 902	(26MMx230MM)	50
FAE-30 904	(28MMx230MM)	50
FAE-30 906	(30MMx230MM)	50

**BURGHIU PENTRU**



**LEMN 400MM**

Burghiu pentru lemn de 400MM

Cod	Caracteristici	Buc./Bax
FAE-30 792	(6MMx400MM)	150
FAE-30 793	(8MMx400MM)	150
FAE-30 794	(10MMx400MM)	100
FAE-30 795	(12MMx400MM)	100
FAE-30 796	(14MMx400MM)	100
FAE-30 797	(16MMx400MM)	100
FAE-30 798	(18MMx400MM)	100
FAE-30 799	(20MMx400MM)	50
FAE-30 800	(22MMx400MM)	50
FAE-30 801	(24MMx400MM)	50
FAE-30 802	(26MMx400MM)	50
FAE-30 803	(28MMx400MM)	50
FAE-30 804	(30MMx400MM)	50

**BURGHIU PENTRU**



**LEMN 400MM**

Burghiu pentru lemn cu prindere SDS de 400MM

Cod	Caracteristici	Buc./Bax
FAE-30 909	(6MMx400MM)	150
FAE-30 911	(8MMx400MM)	150
FAE-30 887	(10MMx400MM)	100
FAE-30 889	(12MMx400MM)	100
FAE-30 891	(14MMx400MM)	100
FAE-30 893	(16MMx400MM)	100
FAE-30 895	(18MMx400MM)	100
FAE-30 897	(20MMx400MM)	50
FAE-30 899	(22MMx400MM)	50
FAE-30 901	(24MMx400MM)	50
FAE-30 903	(26MMx400MM)	50
FAE-30 905	(28MMx400MM)	50
FAE-30 907	(30MMx400MM)	50

**BURGHIU PENTRU**



**BETON ALB**

Burghiu pentru beton alb

Cod	Caracteristici	Buc./Bax
FAE-30 815	(4MMx85MM)	250
FAE-30 816	(5MMx85MM)	250
FAE-30 817	(6MMx100MM)	250
FAE-30 818	(8MMx120MM)	250
FAE-30 819	(10MMx120MM)	500
FAE-30 820	(12MMx120MM)	500
FAE-30 821	(14MMx120MM)	500


**BURGHIU PENTRU**



**BETON ALB  
CAP ROSU**

Burghiu beton alb cu cap rosu

Cod	Caracteristici	Buc./Bax
FAE-30 810	6MM	250
FAE-30 885	7MM	250
FAE-30 811	8MM	250
FAE-30 812	10MM	500
FAE-30 813	12MM	500
FAE-30 814	14MM	500



**Trusa burghiu SDS de 8buc./set**

Cod	Caracteristici	Buc./Bax
FAE-30 693	8BUC./SET	25



**Trusa burghiu SDS de 5buc./cutie**

Cod	Caracteristici	Buc./Bax
FAE-30 694	5BUC./CUTIE	40



**Trusa burghiu SDS de 4buc./cutie**

Cod	Caracteristici	Buc./Bax
FAE-30 691	4BUC./CUTIE	50



**Trusa burghiu SDS de 3buc./cutie**

Cod	Caracteristici	Buc./Bax
FAE-30 692	3BUC./CUTIE	50



**Trusa burghie pentru beton la cutie de 8buc./set**

Cod	Caracteristici	Buc./Bax
FAE-30 690	8BUC./SET	100



**Trusa burghie beton SDS la cutie de 11buc./set**

Cod	Caracteristici	Buc./Bax
FAE-31 279	11BUC./SET	6



**Trusa burghie pentru beton 3buc./set**

Cod	Caracteristici	Buc./Bax
FAE-30 808	(3BUC./SET X 300MM)	100
FAE-30 809	(3BUC./SET X 400MM)	100



**Trusa burghie beton la tiplea 5buc./set**

Cod	Caracteristici	Buc./Bax
FAE-30 823	5BUC./SET	120



**Trusa burghie beton la tiplea 8buc./set**

Cod	Caracteristici	Buc./Bax
FAE-30 822	8BUC./SET	120



**Trusa burghie metal la tiplea de 5buc./set**

Cod	Caracteristici	Buc./Bax
FAE-30 825	5BUC./SET	120




**Trusa burghie lemn la tiplea de 5buc./set**

Cod	Caracteristici	Buc./Bax
FAE-30 826	5BUC./SET	120



**Trusa burghie metal la tiplea de 8buc./set**

Cod	Caracteristici	Buc./Bax
FAE-30 824	8BUC./SET	120




**Trusa burghie lemn la cutie de 8buc./set**

Cod	Caracteristici	Buc./Bax
FAE-30 829	8BUC./SET	120



**Trusa burghie lemn de 230MM 6buc./cutie**

Cod	Caracteristici	Buc./Bax
FAE-30 970	(6BUC./CUTIE X 230MM)	10



**Trusa burghie lemn de 460MM 6buc./cutie**

Cod	Caracteristici	Buc./Bax
FAE-30 971	(6BUC./cutie x 460MM)	6

**BURGHIU HSS-CO PROFESIONAL**



**Burghiu profesional pentru metal (HSS-CO)**

Cod	Caracteristici	Buc./Bax
FAE-31 314	1MM	500
FAE-31 315	1.5MM	500
FAE-31 316	2MM	500
FAE-31 317	2.5MM	500
FAE-31 318	3MM	500
FAE-31 319	3.5MM	500
FAE-31 320	4MM	500
FAE-31 321	4.5MM	500
FAE-31 322	5MM	500
FAE-30 949	5.5MM	500
FAE-31 323	6MM	250
FAE-31 324	6.5MM	250
FAE-31 325	7MM	250
FAE-31 326	7.5MM	250
FAE-31 327	8MM	250
FAE-31 328	8.5MM	250
FAE-31 329	9MM	300
FAE-31 330	9.5MM	300
FAE-31 331	10MM	300
FAE-31 332	10.5MM	300
FAE-31 333	11MM	300
FAE-31 334	11.5MM	300
FAE-31 335	12MM	300
FAE-31 336	12.5MM	300
FAE-31 337	13MM	300

SUDURA

ASCHIETOARE

MENGINARE

RANGI, DALTI BETON



SUDURA

ASCHETOARE

MENGININE

RANGI, DALTI BETON

**BURGHIU**



**PENTRU METAL**

Burghiu pentru metal

Cod	Caracteristici	Buc./Bax
FAE-30 732	1MM	500
FAE-30 733	1.5MM	500
FAE-30 734	2MM	500
FAE-30 735	2.5MM	500
FAE-30 736	3MM	500
FAE-30 737	3.2MM	500
FAE-30 738	3.5MM	500
FAE-30 739	3.8MM	500
FAE-30 740	4MM	500
FAE-30 741	4.2MM	500
FAE-30 742	4.5MM	500
FAE-30 743	4.8MM	500
FAE-30 744	5MM	500
FAE-30 745	5.2MM	500
FAE-30 746	5.5MM	500
FAE-30 747	6MM	250
FAE-30 748	6.5MM	250
FAE-30 749	7MM	250
FAE-30 750	7.5MM	250
FAE-30 751	8MM	250
FAE-30 752	8.5MM	250
FAE-30 753	9MM	300
FAE-30 754	9.5MM	300
FAE-30 755	10MM	300
FAE-30 756	10.5MM	300
FAE-30 757	11MM	300
FAE-30 758	11.5MM	300
FAE-30 759	12MM	300
FAE-30 760	12.5MM	300
FAE-30 761	13MM	300
FAE-30 762	13.5MM	300
FAE-30 763	14MM	300
FAE-30 764	14.5MM	300
FAE-31 070	15.5MM	150
FAE-30 765	16MM	150
FAE-30 766	16.5MM	150

**BURGHIU**



**DIN COBALT**

Burghiu din cobalt

Cod	Caracteristici	Buc./Bax
FAE-31 130	1MM	500
FAE-31 131	1.5MM	500
FAE-31 132	2MM	500
FAE-31 133	2.5MM	500
FAE-31 134	3MM	500
FAE-31 135	3.2MM	500
FAE-31 136	3.5MM	500
FAE-31 137	4MM	500
FAE-31 138	4.2MM	500
FAE-31 139	4.5MM	500
FAE-31 140	5MM	500
FAE-31 141	5.2MM	500
FAE-31 142	5.5MM	500
FAE-31 143	6MM	250
FAE-31 144	6.5MM	250
FAE-31 145	7MM	250
FAE-31 146	7.5MM	250
FAE-31 147	8MM	250
FAE-31 148	8.5MM	250
FAE-31 149	9MM	300
FAE-31 150	9.5MM	300
FAE-31 151	10MM	300
FAE-31 152	10.5MM	300
FAE-31 153	11MM	300
FAE-31 154	11.5MM	300
FAE-31 155	12MM	300
FAE-31 156	12.5MM	300
FAE-31 157	13MM	300
FAE-31 158	13.5MM	300
FAE-31 159	14MM	300
FAE-31 160	14.5MM	300
FAE-31 161	15MM	300
FAE-31 162	15.5MM	150
FAE-31 163	16MM	150
FAE-31 164	16.5MM	150


**BURGHIU**



**DIN TITAN**

Burghiu titan

Cod	Caracteristici	Buc./Bax
FAE-30 695	1MM	500
FAE-30 696	1.5MM	500
FAE-30 697	2MM	500
FAE-30 698	2.5MM	500
FAE-30 699	3MM	500
FAE-30 700	3.2MM	500
FAE-30 701	3.5MM	500
FAE-30 702	3.8MM	500
FAE-30 703	4MM	500
FAE-30 704	4.2MM	500
FAE-30 705	4.5MM	500
FAE-30 706	4.8MM	500
FAE-30 707	5MM	500
FAE-30 708	5.2MM	500
FAE-30 709	5.5MM	500
FAE-30 710	6MM	250
FAE-30 711	6.5MM	250
FAE-30 712	7MM	250
FAE-30 713	7.5MM	250
FAE-30 714	8MM	250
FAE-30 715	8.5MM	250
FAE-30 716	9MM	300
FAE-30 717	9.5MM	300
FAE-30 718	10MM	300
FAE-30 719	10.5MM	300
FAE-30 720	11MM	300
FAE-30 721	11.5MM	300
FAE-30 722	12MM	300
FAE-30 723	12.5MM	300
FAE-30 724	13MM	300
FAE-30 725	13.5MM	300
FAE-30 726	14MM	300
FAE-30 727	14.5MM	300
FAE-30 728	15MM	300
FAE-30 729	15.5MM	150
FAE-30 730	16MM	150
FAE-30 731	16.5MM	150



Trusa burghie pentru lemn de 3buc./set

Cod	Caracteristici	Buc./Bax
FAE-31 305	3/8x1/2x5/8	50



Trusa burghie pentru lemn de 5buc./set

Cod	Caracteristici	Buc./Bax
FAE-31 306	(10MM;12MM;16MM;18MM;20MM)	50

**BURGHIU**



**PENTRU STICLA**

Burghiu pentru sticla

Cod	Caracteristici	Buc./Bax
FAE-30 881	4MM	120
FAE-30 882	5MM	120
FAE-30 883	6MM	120
FAE-30 884	8MM	120
FAE-30 879	10MM	100
FAE-30 880	12MM	100



Trusa burghie lemn de (7buc./set x 300MM)

Cod	Caracteristici	Buc./Bax
FAE-30 807	(7BUC./SET X 300MM)	50



Trusa burghie pentru sticla de 5buc./set

Cod	Caracteristici	Buc./Bax
FAE-31 307	(4MM;5MM;6MM;8MM;10MM)	60



SUDURA

ASCHIETOARE


MENGININE

RANGI, DALTI BETON



Trusa burghie metal de (1MM-10MM)-19buc./set

Cod	Caracteristici	Buc./Bax
FAE-30 828	(1MM-10MM)	60



Trusa burghie metal la cutie de 13buc./cutie

Cod	Caracteristici	Buc./Bax
FAE-30 688	13BUC./SET	100



Trusa burghie titan la cutie din plastic - 13buc./cutie

Cod	Caracteristici	Buc./Bax
FAE-30 767	(1.5MM-6.5MM)	100



Trusa burghie titan la cutie din plastic - 13buc./cutie

Cod	Caracteristici	Buc./Bax
FAE-30 768	(2MM-8MM)	100



Trusa burghie titan la cutie din plastic - 19buc./cutie

Cod	Caracteristici	Buc./Bax
FAE-30 770	(1MM-10MM)	100



Trusa burghie combinate la cutie de 9buc./set

Cod	Caracteristici	Buc./Bax
FAE-30 689	9BUC./SET	120



Trusa burghie combinate de 15buc./set

Cod	Caracteristici	Buc./Bax
FAE-30 778	15BUC./SET	120



Trusa (burghiu+dblu) de 300buc./set

Cod	Caracteristici	Buc./Bax
FAE-30 773	300BUC./SET	10




Trusa burghie titan la cutie din metal - 13buc./cutie

Cod	Caracteristici	Buc./Bax
FAE-31 095	(1.5MM-6.5MM)	100



Trusa burghie titan cutie metal de la (1MM-10MM)

Cod	Caracteristici	Buc./Bax
FAE-30 771	19 BUC./CUTIE	30



Trusa burghie titan cutie metal de la (1MM-13MM)

Cod	Caracteristici	Buc./Bax
FAE-30 772	25 BUC./CUTIE	30



**FREZA PENTRU LEMN**


Freza pentru lemn

Cod	Caracteristici	Buc./Bax
FAE-31 116	6MM	100
FAE-31 117	8MM	100
FAE-31 118	10MM	100
FAE-31 119	12MM	100
FAE-31 120	14MM	100
FAE-31 121	16MM	100
FAE-31 122	18MM	100
FAE-31 123	20MM	200
FAE-31 124	22MM	200
FAE-31 125	25MM	200
FAE-31 126	26MM	200
FAE-31 127	28MM	200
FAE-31 128	30MM	200
FAE-31 129	32MM	200



Freza pentru lemn (6buc./set x 160MM)

Cod	Caracteristici	Buc./Bax
FAE-30 805	(6BUC./SET X 160MM)	100



Freza pentru lemn de (6buc./set x 300MM)

Cod	Caracteristici	Buc./Bax
FAE-30 806	(6BUC./SET X 300MM)	50



**FREZA PENTRU PAL**

Freza pentru pal

Cod	Caracteristici	Buc./Bax
FAE-31 501	20MM	240
FAE-31 502	25MM	240
FAE-30 210	30MM	240
FAE-30 211	35MM	240
FAE-30 165	40MM	240



Freza pentru pal de 5buc./set

Cod	Caracteristici	Buc./Bax
FAE-30 213	5BUC./SET	30



Trusa freza pentru pal de 12buc./set

Cod	Caracteristici	Buc./Bax
FAE-30 212	12BUC./SET	40






SUDURA

ASCHIETOARE

MENGININE

RANGLI, DALTI BETON



**Freza deget de 4buc./set**

Cod	Caracteristici	Buc./Bax
FAE-30 198	4BUC./SET	50



**Trusa freze pentru metal de 11buc./set**

Cod	Caracteristici	Buc./Bax
FAE-30 214	11BUC./SET	10



**Freza diamantata pentru sticla de la**

Cod	Caracteristici	Buc./Bax
FAE-31 338	6MM	50
FAE-31 339	8MM	50
FAE-31 340	10MM	50
FAE-31 341	12MM	50



**Set panze decupaj pentru rigips**

Cod	Caracteristici	Buc./Bax
FAE-30 201	8 BUC./SET	40
FAE-30 202	9 BUC./SET	40
FAE-30 203	11 BUC./SET	40
FAE-30 204	16 BUC./SET	30
FAE-30 205	18 BUC./SET	30



**Freza conica pentru metal de la**

Cod	Caracteristici	Buc./Bax
FAE-31 292	(4MM-12MM)	50
FAE-31 293	(4MM-20MM)	50
FAE-31 294	(4MM-22MM)	50
FAE-31 295	(4MM-25MM)	50
FAE-31 296	(4MM-30MM)	30
FAE-31 297	(4MM-32MM)	30
FAE-31 299	(4MM-42MM)	30
FAE-31 300	(6MM-30MM)	50
FAE-31 302	(6MM-38MM)	30




**Trusa freze conice pentru metal 4buc./set**

Cod	Caracteristici	Buc./Bax
FAE-31 304	4BUC./SET	50



**Trusa freze pentru metal de 13buc./set**

Cod	Caracteristici	Buc./Bax
FAE-30 215	13BUC./SET	10



**Freza diamantata pentru sticla de la**

Cod	Caracteristici	Buc./Bax
FAE-31 342	20MM	50
FAE-31 343	25MM	50
FAE-31 344	30MM	50
FAE-31 345	35MM	30
FAE-31 346	40MM	30
FAE-31 347	50MM	30
FAE-31 348	55MM	30
FAE-31 349	65MM	30



**Freza pentru rigips cu burghiu de 3buc./set**

Cod	Caracteristici	Buc./Bax
FAE-30 209	3BUC./SET	60



**Freza pentru beton Soma SM10301**

Cod	Caracteristici	Buc./Bax
FAE-30 164	45MM	20
FAE-30 166	55MM	20
FAE-30 172	85MM	10
FAE-30 173	90MM	10
FAE-30 174	95MM	10



**Trusa freze pentru metal la tipia de 9buc./set**

Cod	Caracteristici	Buc./Bax
FAE-30 199	9BUC./SET	30



**Freza pentru metal**

Cod	Caracteristici	Buc./Bax
FAE-31 102	30MM - 1 3/16"	20
FAE-31 103	38MM - 1 1/2"	20
FAE-31 104	60MM - 2 3/8"	20
FAE-31 105	65MM - 2 9/16"	20
FAE-31 106	70MM	20
FAE-31 107	76MM - 3"	20
FAE-31 108	102MM - 4"	15
FAE-31 109	127MM - 5"	15
FAE-31 110	140MM	15
FAE-31 111	152MM	15
FAE-31 112	200MM - 7/8"	15



**Freza pentru rigips**

Cod	Caracteristici	Buc./Bax
FAE-30 206	1"	120
FAE-30 208	2"	120



**Freza pentru rigips**

Cod	Caracteristici	Buc./Bax
FAE-30 207	(5"x1"1/2)	72



**Tija pentru conectare SDS**

Cod	Caracteristici	Buc./Bax
FAE-30 641	110MM	100
FAE-30 642	160MM	100
FAE-30 643	200MM	100
FAE-30 644	250MM	100
FAE-30 645	300MM	40
FAE-30 646	350MM	40
FAE-31 277	450MM	40



**Trusa freze carbura pentru beton de 7buc./cutie**

Cod	Caracteristici	Buc./Bax
FAE-30 216	7BUC./CUTIE	10



**Trusa freze carbura pentru beton de 8buc./cutie**

Cod	Caracteristici	Buc./Bax
FAE-30 217	8BUC./CUTIE	10



**Trusa freze carbura pentru beton de 9buc./cutie**

Cod	Caracteristici	Buc./Bax
FAE-30 218	9BUC./CUTIE	10



**Trusa freze rotunde de 105buc./set**

Cod	Caracteristici	Buc./Bax
FAE-30 197	105BUC./SET	10



**Adaptor freza bimetal universala**

Cod	Caracteristici	Buc./Bax
FAE-30 030	6MM	50
FAE-31 100	8MM	50



**Trusa burghiu reglabil pentru rigips**

Cod	Caracteristici	Buc./Bax
FAE-31 052	120MM	50
FAE-31 113	200MM	30
FAE-30 053	300MM	30



**Freza diamantata pentru granit de la**

Cod	Caracteristici	Buc./Bax
FAE-31 350	16MM	50
FAE-31 351	18MM	50
FAE-31 352	20MM	50
FAE-31 353	22MM	50
FAE-31 354	25MM	50
FAE-31 355	30MM	50
FAE-31 356	35MM	30
FAE-31 357	40MM	30
FAE-31 358	50MM	30
FAE-31 359	55MM	30
FAE-31 360	65MM	30



**Freza din plastic pentru polipropilena**

Cod	Caracteristici	Buc./Bax
FAE-30 193	MICA-(20MM-25MM)	20
FAE-30 194	MARE-(32MM-40MM)	20



**Freza din metal pentru polipropilena**

Cod	Caracteristici	Buc./Bax
FAE-30 191	MICA-(20MM-25MM)	20
FAE-30 192	MARE-(32MM-40MM)	20



**Adaptor freza bimetal cu prindere SDS de 5/8x18UNF**

Cod	Caracteristici	Buc./Bax
FAE-31 287	(32MM-210MM)	50



**Adaptor SDS**

Cod	Caracteristici	Buc./Bax
FAE-30 496		120



**Freza pentru beton rotunda**

Cod	Caracteristici	Buc./Bax
FAE-30 176	30MM	20
FAE-30 177	35MM	20
FAE-30 178	40MM	20
FAE-30 179	45MM	20
FAE-30 180	50MM	20
FAE-30 181	55MM	20
FAE-30 182	60MM	20
FAE-30 183	65MM	20
FAE-30 184	70MM	15
FAE-30 185	75MM	15
FAE-30 186	80MM	15
FAE-30 187	85MM	15
FAE-30 188	90MM	15
FAE-30 189	95MM	15
FAE-30 190	100MM	15
	120MM	15



**Adaptor (SDS Plus-SDS Max)**

Cod	Caracteristici	Buc./Bax
FAE-31 041	(SDS PLUS-SDS MAX)	30



**Adaptor freza bimetal cu prindere SDS 1/2x20UNF**

Cod	Caracteristici	Buc./Bax
FAE-31 101	(14MM-30MM)	50



**Adaptor bormasina pentru tubulare de 3buc./set**

Cod	Caracteristici	Buc./Bax
FAE-30 494	3BUC./SET	120



SUDURA

ASCHIETOARE



MENGINHE

RANGI, DALTI BETON



Adaptor SDS pentru tubulare de 3buc./set

Cod	Caracteristici	Buc./Bax
FAE-30 495	3BUC./SET	120



Dalta SDS Scob (14MMx250MM)

Cod	Caracteristici	Buc./Bax
FAE-30 500	(14MMx250MM)	100



Dalta SDS Plus de (14MMx20MMx250MM)

Cod	Caracteristici	Buc./Bax
FAE-30 501	(14MMx20MMx250MM)	100



Dalta SDS lata Plus de (14MMx40MMx250MM)

Cod	Caracteristici	Buc./Bax
FAE-30 498	(14MMx40MMx250MM)	100



Dalta SDS MAX lata

Cod	Caracteristici	Buc./Bax
FAE-30 685	(18MMx40MMx280MM)	30
FAE-30 686	(18MMx40MMx400MM)	30
FAE-30 687	(18MMx40MMx600MM)	30



Dalta SDS MAX

Cod	Caracteristici	Buc./Bax
FAE-30 505	(18MMx20MMx280MM)	40
FAE-30 506	(18MMx20MMx400MM)	40
FAE-30 056	(18MMx20MMx500MM)	40
FAE-30 507	(18MMx20MMx600MM)	40




Dalta SDS pentru picamar de (30MMx410MM)

Cod	Caracteristici	Buc./Bax
FAE-31 114	(30MMx410MM)	20



Spit SDS pentru picamar de (30MMx410MM)

Cod	Caracteristici	Buc./Bax
FAE-31 115	(30MMx410MM)	20



Spit SDS Plus de (14MMx20MMx250MM)

Cod	Caracteristici	Buc./Bax
FAE-30 499	(14MMx20MMx250MM)	100



Spit SDS MAX

Cod	Caracteristici	Buc./Bax
FAE-30 502	(18MMx280MM)	40
FAE-30 503	(18MMx400MM)	40
FAE-30 504	(18MMx600MM)	30



Trusa dalti+spit SDS de 3buc./set

Cod	Caracteristici	Buc./Bax
FAE-30 039	3BUC./SET	20



Set dalti SDS-4buc./set

Cod	Caracteristici	Buc./Bax
FAE-31 053	4BUC./SET	20



Trusa (burghie+dalti SDS) de 17buc./set

Cod	Caracteristici	Buc./Bax
FAE-30 497	17BUC./SET	25